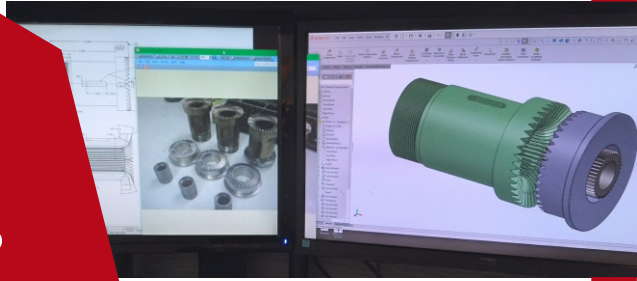


ENGINEERING & DESIGN



**Providing
Innovative
Solutions**

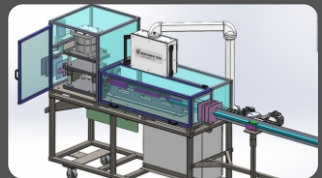
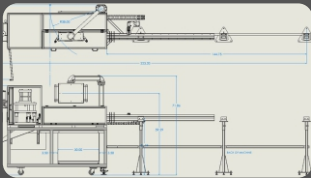


Bring us a concept! We will turn it into a reality

Bring us a finished design! We will ensure excellent manufacture.

Need assistance with design? We have the knowledge and expertise to complete your concept.

Have worn out machine components? We will provide reverse engineering support to have it repurposed or replaced.



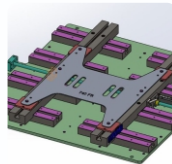
Concept Drawings



Manufacture-Assemble



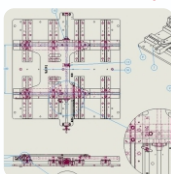
Solidworks 3D CAD



**OUR IN-HOUSE DESIGN TEAM
SPECIALIZES IN:**


- Full design; concept to manufacture
- Assisting customers with designs
- Reverse engineering
- Manufacturing customer-supplied design

Solidworks Drawing



OUR EXPERIENCE INCLUDES DESIGN OF:

- Tooling
- Machining and Weld Fixtures
- Weldments
- Automated Work Centers



CONTACT US

Northwest Tool & Manufacturing
2200 N. 4th Ave.
Wausau, Wisconsin 54401



info@northwesttool.com
715-675-7424
f @northwesttool